

# Climate Impact Newsletter



Meteorological Service, 65 3/4 Half Way Tree Rd, Kingston 10. Tel: 929-3700

## JUNE TO AUGUST OBSERVED CONDITIONS AND SEPTEMBER TO NOVEMBER

### What Happened

#### + Impacts

- Increased rainfall.
- Replenished dams & reservoirs.

#### - Impacts

- Heat stress from heat wave

Higher than normal temperatures mainly over eastern and central parishes: June-August (JJA)

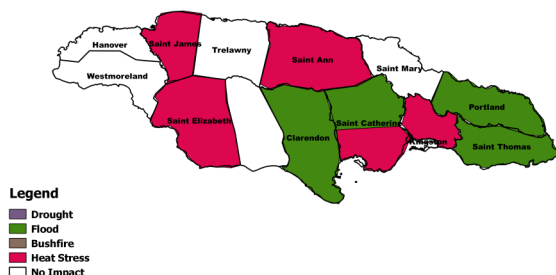
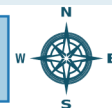
During this period the island was impacted by higher-than-normal temperatures.

This resulted in heat stress for both plants and animals due to several days of heat wave over sections of Kingston, St Catherine, St. Elizabeth, St. James and St Ann.

In addition to this, the recent rainfall event in June resulted in flooding in parts of St Catherine, St. Thomas, Clarendon and Portland



### June to August Climate Impacts



### What Is Likely

#### + Impacts

- Reduced chance of drought.
- Increase in rainfall amounts.

#### - Impacts

- Increased chance of heat stress.
- Possibility of flash flooding.

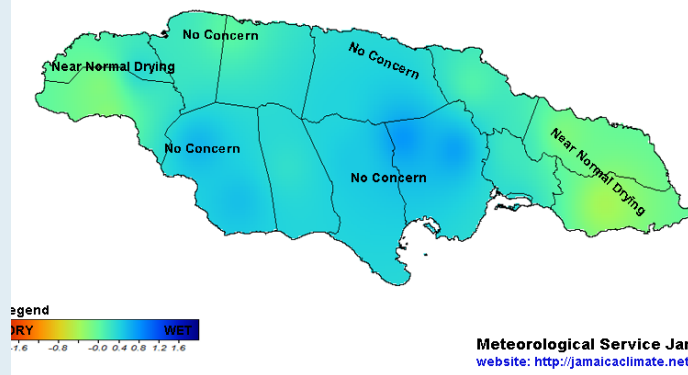
Expect above normal rainfall over most areas: September–November (SON)

As we go into the peak of the primary rainfall season, the forecast for the upcoming three month period, indicates near-normal to above-normal rainfall over most sections of the island. The latest forecast from the computer models is indicating a 40% probability of above-normal rainfall activity across most stations.

As temperatures trend higher than previous years across the region, the island is likely to remain warmer than normal, especially over built up areas of eastern and central parishes.



SPI Analysis For Forecast Conditions Through To November 2017



Meteorological Service Jamaica  
website: <http://jamaicacclimate.net>