

Climate Impact Newsletter



Meteorological Service, 65 3/4 Half Way Tree Rd, Kingston 10. Tel: 929-3700

JULY TO SEPTEMBER OBSERVED CONDITIONS AND OCTOBER TO DECEMBER

What Happened

+ Impacts

- Increased rainfall.
- Replenished dams & reservoirs.

- Impacts

- Heat stress from heat wave

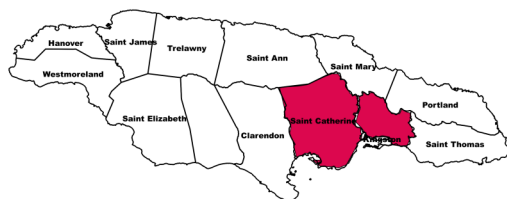
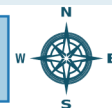
Higher than normal temperatures mainly over eastern and central parishes: July-September (JAS)

During this period the island recorded higher-than-normal temperatures.

This resulted in heat stress for both plants and animals due to several days of heat wave over sections of Kingston and St Catherine.



July to September Climate Impacts



Legend
 ■ Drought
 ■ Flood
 ■ Bushfire
 ■ Heat Stress
 □ No Impact

What Is Likely

+ Impacts

- Reduced chance of drought.
- Increase in rainfall amounts.

- Impacts

- Flash flooding likely, especially during the months of October and November.

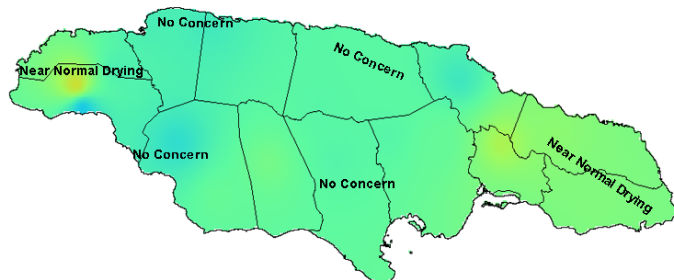
Expect near-normal to above-normal rainfall over most areas: October-December (OND)

Through the period of October to December, the forecast from the climate predictability tool indicates, near-normal to above-normal rainfall over most sections of the island. The latest forecast from the computer models is indicating a 40% probability of above-normal rainfall and 35% probability of near-normal activity across most stations.

As temperatures continues to trend higher than previous years across the region, temperatures across the island are likely to remain warmer than normal.



SPI Analysis For Forecast Conditions Through To December 2017



Legend
 DRY WET
 -1.6 -0.8 -0.4 0.0 0.4 0.8 1.2 1.6

Meteorological Service Jamaica
 website: <http://jamaicacclimate.net>